

## Floral Emblem Cushion

### Difficulty Level



### Materials

**Anchor Stranded Cotton Shades**  
See Key below for colour shades

### Size

Cushion sizes if Sticked on the Following Aida
















	fin size	fabric size
14th Aida	50 cm	65 cm
16th Aida	45 cm	50 cm
18th Aida	40 cm	55cm



### Instructions

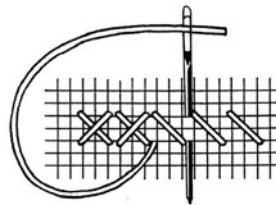
Key to Chart

**Anchor Stranded Cotton Shades**

	= 265
	= 267
	= 269
	= 278
	= 280
	= 281
	= 8
	= 9
	= 11
	= 13
	= 339
	= 341
	= 896
	= 169
	= 168

#### Cross Stitch

Bring the thread through at the lower right hand side, insert the needle 1 block up and 1 block to the left and bring out 1 block down, thus forming a half cross, continue on this way to the end of the row. Complete the upper half of the cross as shown. Cross Stitch may be worked from wither right to left or left to right but it is important that the upper half of all crosses should lie in the same direction.




Cross Stitch

Chart: Repeat for each quarter

Centre Half

6



Centre Half